

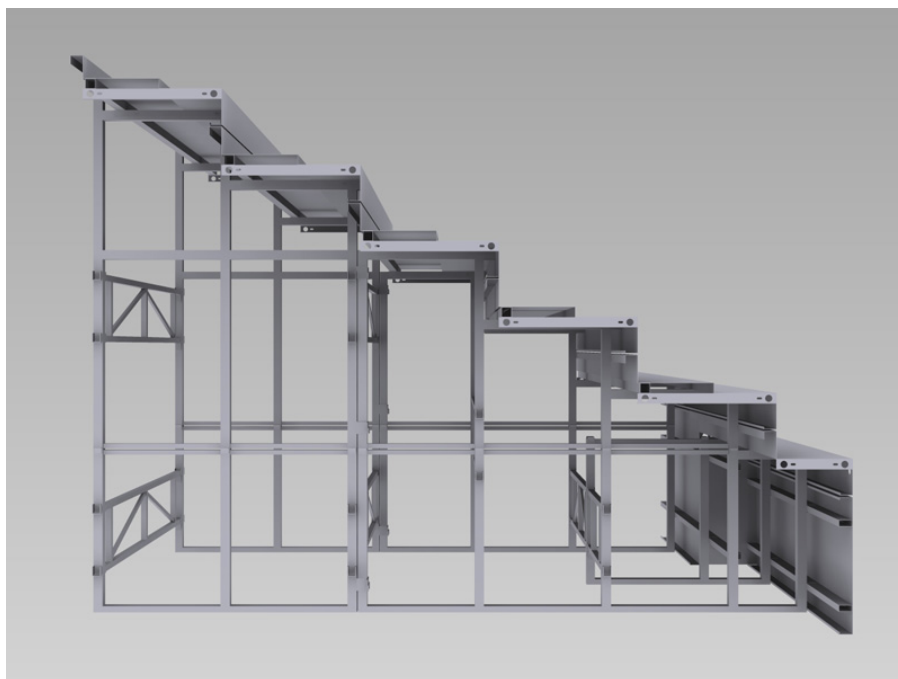
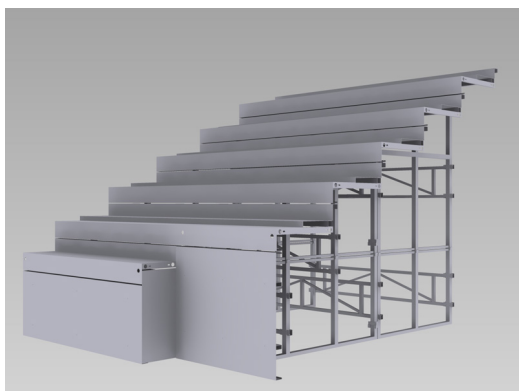


INDOOR FIXED BLEACHER



MONDO indoor fixed bleachers are designed and manufactured in accordance with ISO 9001 (Quality Management System), ISO 14001 (Environmental Management System) and OHSAS 18001 (Occupational Health Management System).

26/04/2024

Mondo keeps the right to modify the characteristics of the products in any moment



This product is custom made, designed specifically for each project. The MONDO indoor fixed bleacher design is adapted to the dimensions available in the indoor facility, carrying out a layout on which all the determining parameters are defined (step distribution, stand access areas, side and front handrails, access and seating spaces, etc.).

MONDO indoor fixed bleachers consist of several modules which dimensions and finishes meet the needs, requirements and features of the area where they are going to be used and the customer's needs, always ensuring the user's comfort and safety.

Each section of the fixed bleachers, manufactured mainly in steel, consist of several modules . Each module consists of the following basic elements:

- A series of horizontal platforms with independent metal structures, which determine the different rows and passageways the bleachers will have. These are manufactured in cold rolled steel sheet of St-37 quality. Both the passage areas and platforms access steps are coated with non-slip paint applied on textured polyester resins. The platforms are painted with polyester powder paint, which is applied after a degreasing treatment in a pressurised phosphate bath and polymerised in oven at 200°C. This treatment is done in black color. The handrails are painted in the same colour.
- The support legs of the platforms and seats are also made in tube rolled profile These elements are assembled onto the other components, therefore they are the major transmitters of loads on the ground. Every supporting leg has on both sides the right casing system to assemble the other components.
- Monoblock seats are installed over the platforms. They can be chosen among different one-piece mondoseat models depending on the customer's needs: Mondoseat 1, 2, 3, 4 and 6. Venelli one piece models could also be adapted.
- Internal stiffening elements, which prevent possible deformation or movements of the whole unit, guarantee the structure stability.
- The bleachers are equipped with a series of handrails on the sides of each section and at the front, where necessary (if designed with front aisle), which are made in circular section (of 40 mm diameter) curved steel profile, reinforced with cross members that also limit the free spaces. The handrails are 1 m high for each passageway and they are designed without any sharp edges that might cause harm to the user due to knocks or in any other way.

DESIGN OPTIONS

MONDO fixed bleachers are a customised product, adjusted not only to space available but also to customer's needs. Therefore, in order for MONDO technical office to study each project, drawings and plans of the indoor facility should be provided to MONDO.

In addition, the customer must choose from the following design options:

- Type of seat and colour among the different MONDO compatible models: MONDOSEAT 1, MONDOSEAT 2, MONDOSEAT 3, MONDOSEAT 4, MONDOSEAT 6, MONOBLOCK VENELLI MODELS.
- Passageway options: rear and/or front passageway. Depending on the choice there will be front and/or rear handrails (apart from the sides ones).
- Access situation for every module (number and dimensions of stairs).
- Type of non-slip coating for access areas and passageways: It can be done with non-slip steel paint (choice in the standard color range) or any MONDO rubber or PVC floorings.
- Final dimensions of every single module (depending on available space):
 - Number of rows for every module.
 - Number of spectators in each row.
 - Total capacity desired.
- Lateral covers in each sector to hide the structure underneath.
- Front cover and material (when first row is elevated).
- Media and press Area (with tables and connections).
- Special areas such as VIP Area or handicapped Area.
- Seat Numbering scheme.
- Stairs emergency lights.
- Legal requirements to be considered in the final design (this feature depends on the country where it is going to be used. Some regulations are more strict than others).

The MONDO Group has developed and installed more than 50 bleacher projects in the last 15 years all around the world. They have been used in several high level sport competitions such as the Olympic Games or the Basketball World Championships, Final Four Euroleague, etc.